

WELCOME TO THE DOCTORAL STUDENT

1

WELCOME TO THE DOCTORAL STUDENT

- Welcome from the Vice Chancellor.
- Explanation of the following important data and facts for students:
 - ❖ Time course: from enrollment to the defense of the doctoral thesis.
 - ❖ Basic concepts.
 - ❖ Dedication to the doctoral thesis: full time versus part time.
 - ❖ Deadlines: maximum length of stay in the program, extensions, withdrawals.
 - ❖ Types of doctoral theses: conventional thesis vs thesis by compendium of publications vs industrial theses.
 - ❖ Mentions: International mention, mention under international co-tutelage.
 - ❖ International Congress of Doctoral Students.
- Questions.

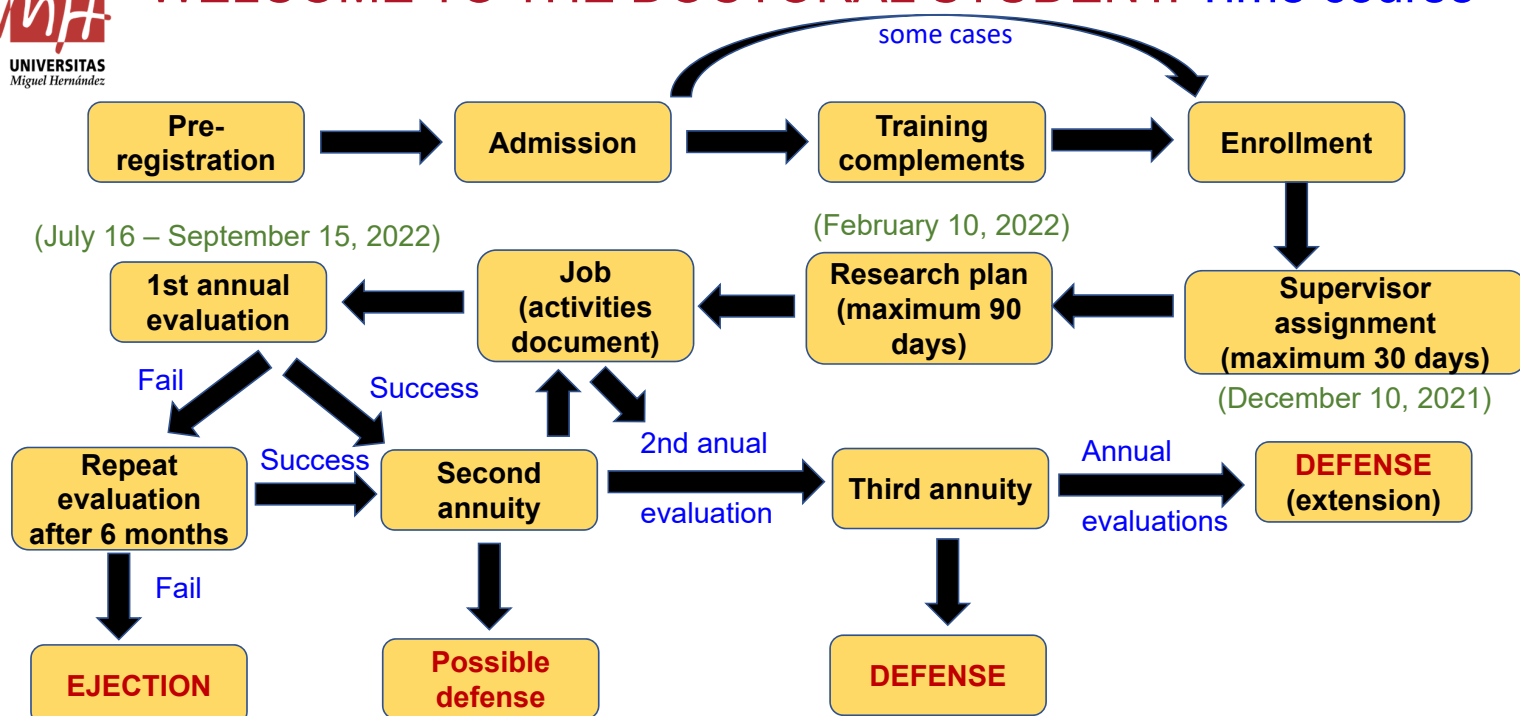
2

WELCOME TO THE DOCTORAL STUDENT

- Welcome from the Vice Chancellor.
- Explanation of the following important data and facts for students:
 - ❖ Time course: from enrollment to the defense of the doctoral thesis.
 - ❖ Basic concepts.
 - ❖ Dedication to the doctoral thesis: full time versus part time.
 - ❖ Deadlines: maximum length of stay in the program, extensions, withdrawals.
 - ❖ Types of doctoral theses: conventional thesis vs thesis by compendium of publications vs industrial theses.
 - ❖ Mentions: International mention, mention under international co-tutelage.
 - ❖ International Congress of Doctoral Students.
- Questions.

3

WELCOME TO THE DOCTORAL STUDENT: Time course



4

WELCOME TO THE DOCTORAL STUDENT

- Welcome from the Vice Chancellor.
- Explanation of the following important data and facts for students:
 - ❖ Time course: from enrollment to the defense of the doctoral thesis.
 - ❖ **Basic concepts.**
 - ❖ Dedication to the doctoral thesis: full time versus part time.
 - ❖ Deadlines: maximum length of stay in the program, extensions, withdrawals.
 - ❖ Types of doctoral theses: conventional thesis vs thesis by compendium of publications vs industrial theses.
 - ❖ Mentions: International mention, mention under international co-tutelage.
 - ❖ International Congress of Doctoral Students.
- Questions.

5

WELCOME TO THE DOCTORAL STUDENT: **basic concepts**

Academic Commission of the Doctoral Program (CAPD)

Body responsible for the management and control of the Doctoral Program and the associated training and research activities, as well as the monitoring of the program doctoral students. **It is made up by Coordinators + Members.**

Research Plan

Document describing the research to be carried out, indicating:

- methodology
- goals to achieve
- media
- temporary planning

Activities Document

Record of control of the training activities carried out by the doctoral student, materialized in the corresponding support, which will be regularly reviewed by the thesis supervisor, and evaluated by the Academic Commission of the Doctoral Program

6

WELCOME TO THE DOCTORAL STUDENT: basic concepts

Seguimiento de Doctorados

Seguimiento de Doctorados

Director ▾ Evaluación y depósito de la tesis doctoral Manual

Datos del estudiante

Nombre: [Redacted]
Documento: [Redacted]
e-mail: [Redacted]
e-mail institucional: [Redacted]
Titulación: Programa de Doctorado en Bioingeniería
Estado: En curso

Very relevant

Datos de permanencia

Dedicación: Dedicación a tiempo parcial
Fecha de admisión: 29/10/2018
Fecha límite: 29/10/2023
Fecha límite efectiva: 14/02/2024

Plan de investigación

Fecha de validación: 28/01/2019 20:53:07

Fecha de tramitación: 28/01/2019 20:51:51

Datos identificativos del doctorando y de los Directores de la tesis que se propone

Datos del tutor, director y codirectores

Director de tesis: [Redacted] 02/11/2018
Codirector de tesis: [Redacted] 22/11/2018
Tutor: [Redacted] 02/11/2018
(*) Externo

Supervisor: Responsible for guiding the doctoral student in carrying out their research tasks

Co-supervisor: Co-responsible for guiding the doctoral student in carrying out their research tasks

Tutor: Responsible for ensuring the interaction of the doctoral student with the CAPD and the adequacy of the training and research activity of the doctoral student

7

WELCOME TO THE DOCTORAL STUDENT

- Welcome from the Vice Chancellor.
- Explanation of the following important data and facts for students:
 - ❖ Time course: from enrollment to the defense of the doctoral thesis.
 - ❖ Basic concepts.
 - ❖ Dedication to the doctoral thesis: full time versus part time.
 - ❖ Deadlines: maximum length of stay in the program, extensions, withdrawals.
 - ❖ Types of doctoral theses: conventional thesis vs thesis by compendium of publications vs industrial theses.
 - ❖ Mentions: International mention, mention under international co-tutelage.
 - ❖ International Congress of Doctoral Students.
- Questions.

8

WELCOME TO THE DOCTORAL STUDENT: Types of enrollments

- **Enrollment types:** Full time (35 hours/week) or part time (21 hours/week).

**ALL STUDENTS ENROLLED BY DEFAULT
FULL-TIME**

**ASK TO CAPD, IF NEEDED, CHANGE TO
PART TIME**

9

WELCOME TO THE DOCTORAL STUDENT

- Welcome from the Vice Chancellor.
- **Explanation of the following important data and facts for students:**
 - ❖ Time course: from enrollment to the defense of the doctoral thesis.
 - ❖ Basic concepts.
 - ❖ Dedication to the doctoral thesis: full time versus part time.
 - ❖ **Deadlines: maximum length of stay in the program, extensions, withdrawals.**
 - ❖ Types of doctoral theses: conventional thesis vs thesis by compendium of publications vs industrial theses.
 - ❖ Mentions: International mention, mention under international co-tutelage.
 - ❖ International Congress of Doctoral Students.
- Questions.

10

WELCOME TO THE DOCTORAL STUDENT: length of stay

FULL TIME

- Minimum: 1 year.
- Maximum: 3 years.
- Extension 1: 1 year.
- Extension 2: 1 year.
- Medical leaves: illness, pregnancy, paternity, etc.
- Temporary leave 1: Up to 1 year.
- Temporary leave 2: Up to 1 year.

PART TIME

- Minimum: 1 year.
- Maximum: 5 years.
- Extension 1: 2 year.
- Extension 2: 1 year.
- Medical leaves: illness, pregnancy, paternity, etc.
- Temporary leave 1: Up to 1 year.
- Temporary leave 2: Up to 1 year.

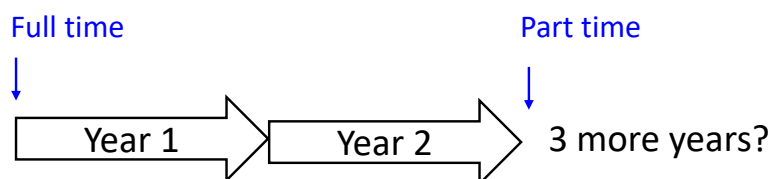
Medical leaves, extensions and temporary leave **must be requested by the student** and approved by CAPD **before** the expiration of the corresponding term.

Full-time to part-time changes not allowed during extensions

COMPUTATION DEADLINES: From registration to deposit

11

WELCOME TO THE DOCTORAL STUDENT: length of stay



Academic year: October 1 to September 30.

Enrollment and payment of fees: each academic year from enrollment to thesis deposit.

TIME REMAINING

2/3 of the total time has been consumed
1/3 of the total time remains available

TIME REMAINING BEFORE EXTENSIONS:
Part-time: 5 years x 1/3 = 1.6 years

12

WELCOME TO THE DOCTORAL STUDENT: length of stay

Seguimiento de Doctorados

Seguimiento de Doctorados

Director ▾ Evaluación y depósito de la tesis doctoral ⓘ Manual

Datos del estudiante

Nombre: [Redacted]
Documento: [Redacted]
e-mail: [Redacted]
e-mail institucional: [Redacted]
Titulación: Programa de Doctorado en Bioingeniería
Estado: En curso

Datos del tutor, director y codirectores

Director de tesis: [Redacted] 02/11/2018
Codirector de tesis: [Redacted] 22/11/2018
Tutor: [Redacted] 02/11/2018
(*) Externo

Datos de permanencia

Dedicación: Dedicación a tiempo parcial
Fecha de admisión: 29/10/2018
Fecha límite: 29/10/2023
Fecha límite efectiva: 14/02/2024

Plan de investigación

Fecha de validación: 28/01/2019 20:53:07

Fecha de tramitación: 28/01/2019 20:51:51

Datos identificativos del doctorando y de los Directores de la tesis que se propone

13

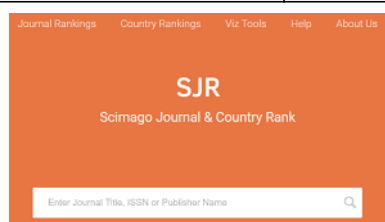
WELCOME TO THE DOCTORAL STUDENT

- Welcome from the Vice Chancellor.
- Explanation of the following important data and facts for students:
 - ❖ Time course: from enrollment to the defense of the doctoral thesis.
 - ❖ Basic concepts.
 - ❖ Dedication to the doctoral thesis: full time versus part time.
 - ❖ Deadlines: maximum length of stay in the program, extensions, withdrawals.
 - ❖ Types of doctoral theses: conventional thesis vs thesis by compendium of publications vs industrial theses.
 - ❖ Mentions: International mention, mention under international co-tutelage.
 - ❖ International Congress of Doctoral Students.
- Questions.

14

WELCOME TO THE DOCTORAL STUDENT: conventional vs compendium thesis

	Hint of quality	Others requirements	Prior external quality assessment?
Conventional	At least one indexed publication	-	YES
Compendium publications	At least one Q1	Doctoral student 1st author and signed by directors at least 50% hints of quality	EXEMPTED



15

WELCOME TO THE DOCTORAL STUDENT: Industriales thesis

INDUSTRIAL THESES:

- The existence of a labor or commercial contract with the doctoral student.
- The doctoral student must participate in an industrial research or experimental development project that is carried out in the company or Public Administration in which the service is provided, which may not be a University.

Industrial theses may be conventional or by
compendium of publications

16

WELCOME TO THE DOCTORAL STUDENT

- Welcome from the Vice Chancellor.
- Explanation of the following important data and facts for students:
 - ❖ Time course: from enrollment to the defense of the doctoral thesis
 - ❖ Basic concepts.
 - ❖ Dedication to the doctoral thesis: full time versus part time.
 - ❖ Deadlines: maximum length of stay in the program, extensions, withdrawals.
 - ❖ Types of doctoral theses: conventional thesis vs thesis by compendium of publications vs industrial theses.
 - ❖ Mentions: International mention, mention under international co-tutelage.
 - ❖ International Congress of Doctoral Students.
- Questions.

17

WELCOME TO THE DOCTORAL STUDENT: Mentions

INTERNATIONAL MENTION

- Minimum stay of 90 days outside of Spain.
- At least the summary and conclusions in a language other than the official ones of Spain.
- Thesis has been informed by a minimum of 2 experts belonging to a non-Spanish institution.
- At least 1 expert belonging to a non-Spanish institution has formed part of the tribunal.

INTERNACIONAL CO-TUTELAGE

- Thesis developed in part in a foreign university.

The theses will be able to obtain both mentions

Theses with mention may be conventional, compendium or industrial

18

WELCOME TO THE DOCTORAL STUDENT

- Welcome from the Vice Chancellor.
- Explanation of the following important data and facts for students:
 - ❖ Time course: from enrollment to the defense of the doctoral thesis.
 - ❖ Basic concepts.
 - ❖ Dedication to the doctoral thesis: full time versus part time.
 - ❖ Deadlines: maximum length of stay in the program, extensions, withdrawals.
 - ❖ Types of doctoral theses: conventional thesis vs thesis by compendium of publications vs industrial theses.
 - ❖ Mentions: International mention, mention under international co-tutelage.
 - ❖ **International Congress of Doctoral Students.**
- Questions.

19

WELCOME TO THE DOCTORAL STUDENT: II CAIED



Free registration

<https://congresoestudiantesdoctorado.umh.es/>

20

WELCOME TO THE DOCTORAL STUDENT

- Welcome from the Vice Chancellor.
- Explanation of the following important data and facts for students:
 - ❖ Time course: from enrollment to the defense of the doctoral thesis.
 - ❖ Basic concepts.
 - ❖ Dedication to the doctoral thesis: full time versus part time.
 - ❖ Deadlines: maximum length of stay in the program, extensions, withdrawals.
 - ❖ Types of doctoral theses: conventional thesis vs thesis by compendium of publications vs industrial theses.
 - ❖ Mentions: International mention, mention under international co-tutelage.
 - ❖ International Congress of Doctoral Students.
- Questions.